

WHO WE LISTENED TO...

215 Responses in Total
103 Church Members
112 Non-Church Members

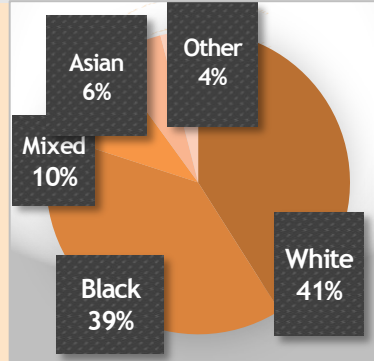


Lived or Worked
in Hoxton for over 6
years

61
%

~71% of our
respondents were
under the age of 45,
that is 150 out of 212
respondents. In our
parish, 85% of the local
population are under
45.

<45y/o



N1

~ 48% Male
~47% Female
~ 5% Preferred not
to say

Our
respondents
mostly live in
the N1
postcode



£

~76% of the
respondents earn
below £29,999 and half
of those earn below
£9,000. The average
salary in Hackney is
£33,210

CHURCH ENGAGEMENT

Church Attendance
64% said they attend church services
'almost every week' but this is not
consistent with our records.

64%

Serving
31% serve on
mission and
ministry teams.

31%

Giving
36% of the
congregation
give to St
John's

36%

Belonging
72% of the survey's church
going respondents do not
belong to a Connect Group.

72%

Organising 4 Growth
37 people expressed interest
in joining an O4G team.

37%

Desire for
justice

Care for **kids & youth**

Teaching

Ethnic diversity

Welcoming

Community spirit

Likes

Late invitations to
events

Doing too much at once.
Focus on fewer things

No discussion
about
same-sex
relationships

Rigid service
plans valued
above
ministry of the
Holy Spirit

Lack of follow
through with
new/ existing
members

Dislikes

Support parents of small
children in their spirituality
e.g. drop-off group

More prayer & bible
study

Marriage and parenting
courses; counselling
service; cafe; English classes,
training for youth leaders

Critical thinking
around good
development e.g. what
charities SJH supports

Changes desired

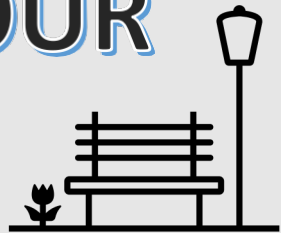
Planning
permissions for
Love Hoxton

Regain
connection/
community
post-covid

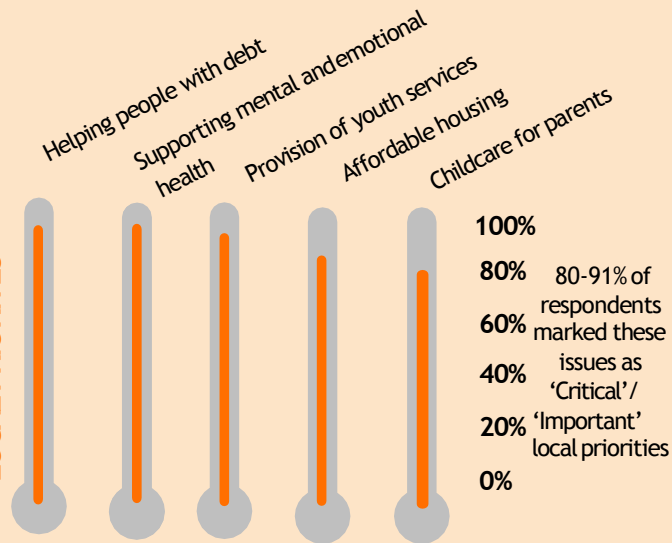
Solid youth team

**Growth & Revival
Hopes for
next 5 years**

NEIGHBOURHOOD



LOCAL PRIORITIES




Respondents desired the following forms of support for their families...



Childcare for parents in work

Recreation & Support for Teenagers

Support and Advice for Refugee & Asylum Seekers



Parent & Toddler Activities

HOXTONLISTENS 2021 SURVEY



In Hoxton, our respondents are **mostly happy** with the following local services...

Local schools Access to my preferred place of worship Play facilities for young children



In Hoxton, our respondents are **least happy** with the following local services...

Advice for employment & training Facilities for older youth Advice for young teenagers



Respondents think Hoxton has **changed** in the following ways over the past few years...

More facilities Gang activity has gone underground but still here Rise in homelessness
 Modern Expensive More diverse but divided due to gentrification
 Too many buildings
 Not enough useful shops Large student population



According to the respondents, the **best things** about living in Hoxton were...

People Has traditional feel Multiculturalism
 Elderly people are very friendly Transport and proximity to the City



According to the respondents, the **worst things** about living in Hoxton were...

Few green spaces Crime Weak night life Racial profiling Provision of special education needs Traffic calming measures Council housing not maintained Constant noise & change